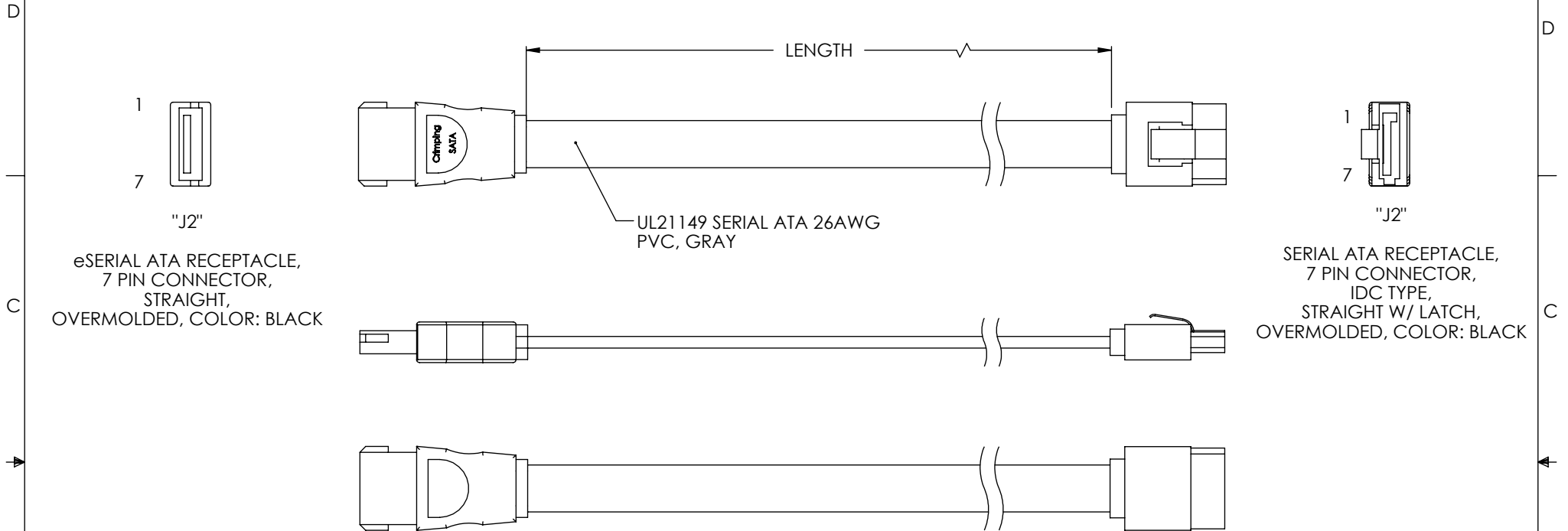


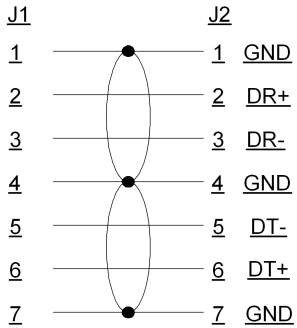
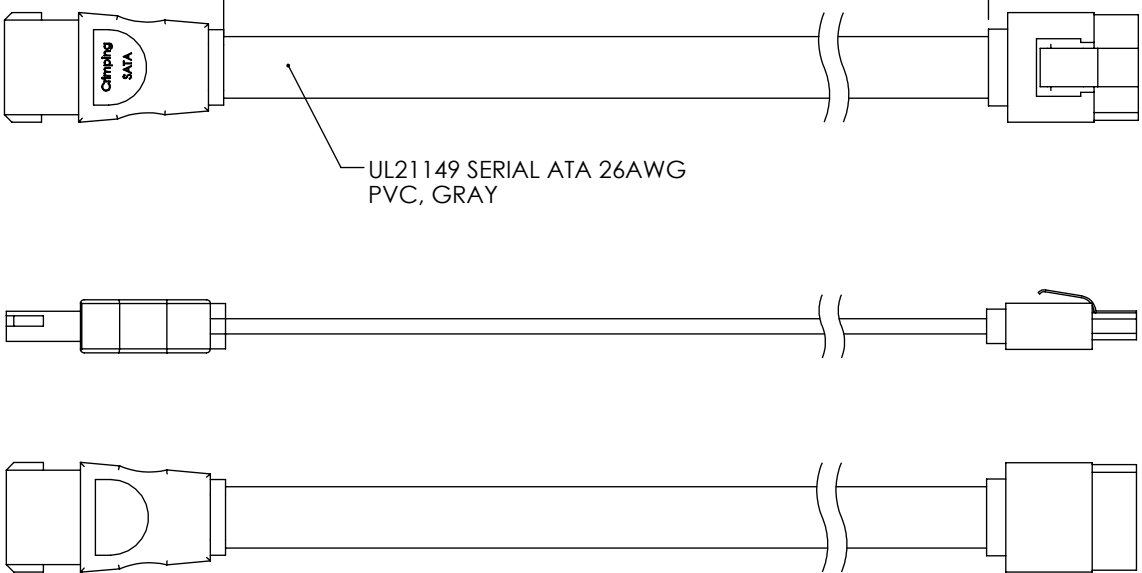
THE INFORMATION CONTAINED IN THIS DRAWING IS THE SOLE PROPERTY OF L-COM, INC. ANY REPRODUCTION IN PART OR WHOLE WITHOUT THE WRITTEN PERMISSION OF L-COM, INC. IS PROHIBITED.

REVISIONS			
REV	DESCRIPTION	DATE	APPROVED
A	INITIAL RELEASE	9/30/08	D.GRIFFIN
B	ECN#3659, MODIFY ASSEMBLY TO MATCH AS SUPPLIED, REMOVE NOTE 1	2008.10.22	E. STAUBLE



1
7
"J2"
eSERIAL ATA RECEPTACLE,
7 PIN CONNECTOR,
STRAIGHT,
OVERMOLDED, COLOR: BLACK

1
7
"J2"
SERIAL ATA RECEPTACLE,
7 PIN CONNECTOR,
IDC TYPE,
STRAIGHT W/ LATCH,
OVERMOLDED, COLOR: BLACK



PART #	LENGTH	
	INCHES	METERS
CAESA2-05M	19.68	0.5
CAESA2-1M	39.37	1.0
CAESA2-2M	78.74	2.0

NOTE:
1. EACH CABLE ASSEMBLY SHALL BE SUBJECTED TO A CONTINUITY TEST.
2. CABLE ASSEMBLIES SHALL BE INDIVIDUALLY PACKAGED IN CLEAR POLY BAG.

UNLESS OTHERWISE SPECIFIED, DIMENSIONS ARE IN INCHES [mm] OVERALL CABLE LENGTH TOLERANCE: ≤ 12 [305] = +1 [25] / -0 >12 [305] ≤ 60 [1524] = +2 [51] / -0 >60 [1524] ≤ 120 [3048] = +4 [102] / -0 >120 [3048] ≤ 300 [7620] = +6 [152] / -0 >300 [7620] = +5% / -0% ALL OTHER DIMENSIONAL TOLERANCES: .X = .3 .XX = .15 PROJECTION 	APPROVALS DRAWN BY E. STAUBLE CHECKED BY D. PARHAM APPROVED BY S. SMITH	DATE 2008.09.25 2008.09.29 2008.09.29	 45 BEECHWOOD DRIVE NORTH ANDOVER, MA 01845	
	CATEGORY DATA		PRODUCT DESCRIPTION CBL,ESATA/SATA II 0.5MTR	
	CONFIGURATION DETAILS OF UNDIMENSIONED FEATURES MAY VARY	COLOR VARIATIONS MAY OCCUR	SIZE A	FSCM NO. 43321 DWG. NO. CAESA2-XM
	SCALE: NONE		CAD FILE: CAESA2-XM.SLDDRW	REV. B SHEET 1 OF 1